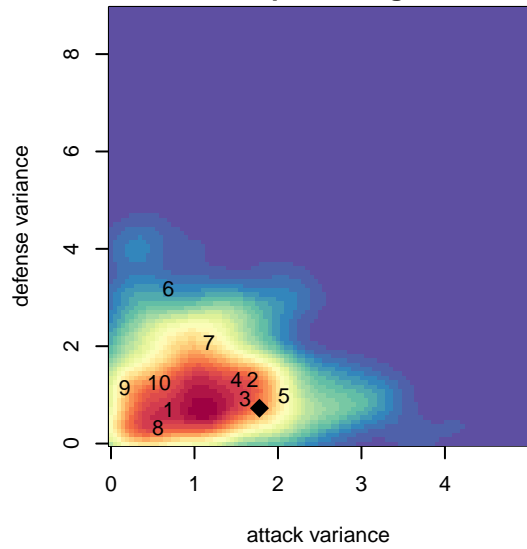
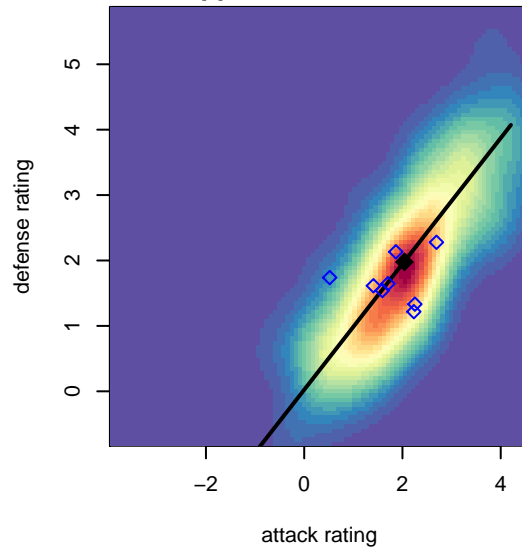




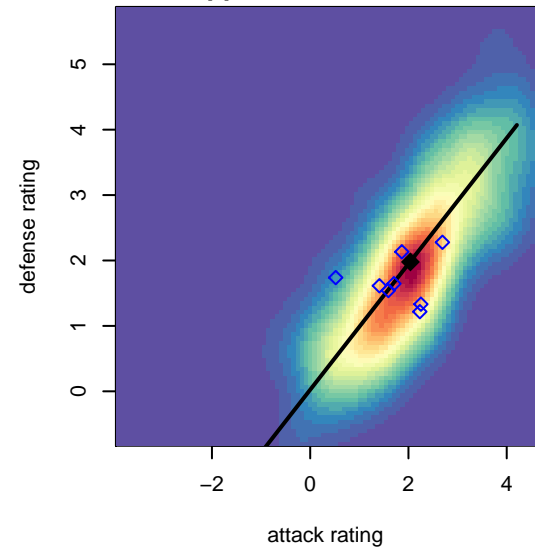
**attack and defense variance (black dot)  
relative to other teams  
and top 10 in region**



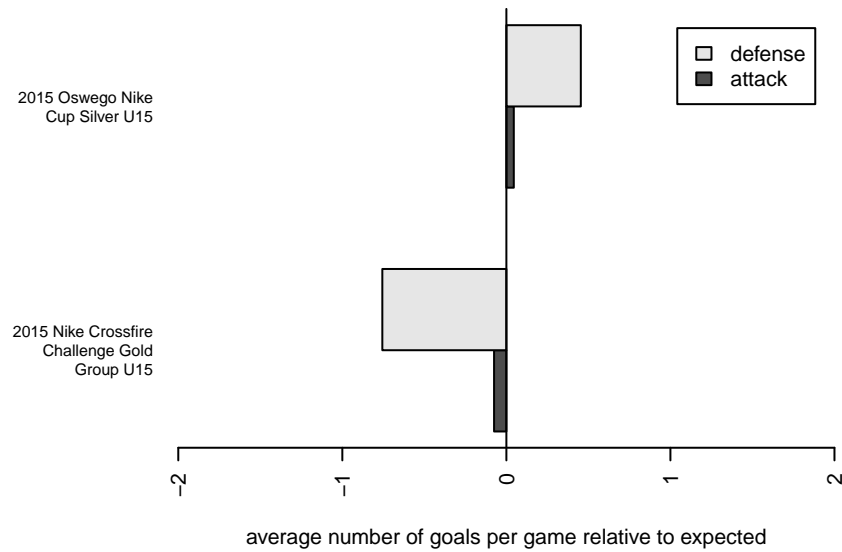
**attack and defense rating  
relative to others at age  
and all opponents in last 13 months**



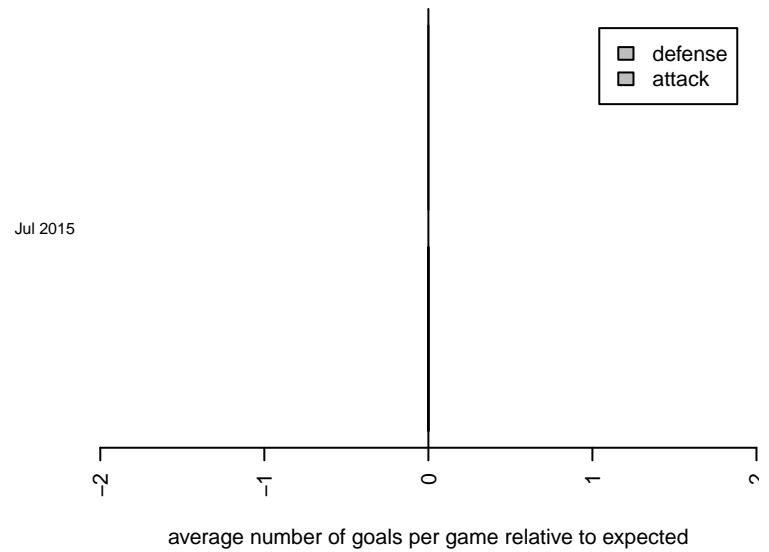
**attack and defense rating  
relative to others at age  
and all opponents in last 13 months**



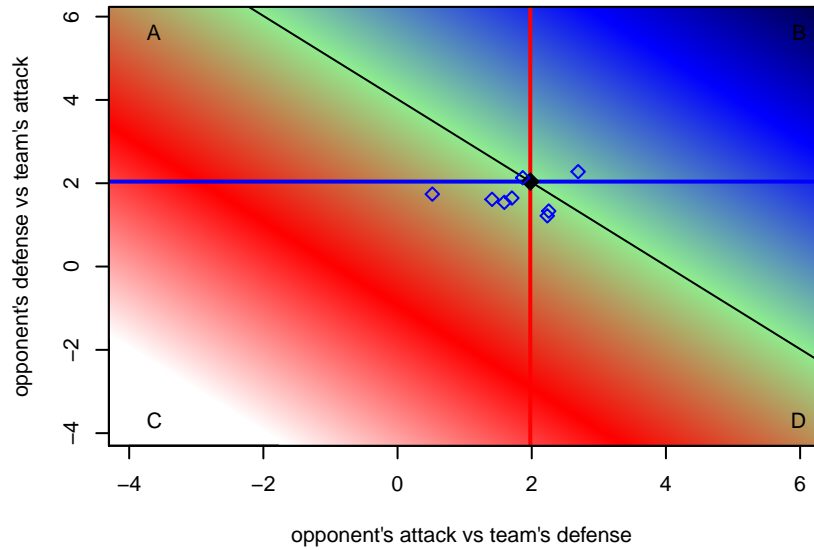
**Performance relative to 13 month average**



**Performance relative to 13 month average**



Distribution of opponents  
 Red = Lose zone, Blue = Win zone, Green = Even  
 Black line separates win/lose zones



lot. A=Neither has attack advantage, B=Opponent has both attack and defense advantage, C=Opponent has both attack and defense disadvantage, D=Both have

<b>date</b>	<b>home</b>		<b>away</b>		<b>venue</b>	<b>pred.home</b>	<b>pred.away</b>
2015-07-26	Crossfire OR WUSC Celtic White G00	1	THUSC Silver G00	0	2015 Oswego Nike Cup Silver U15	1.64	0.56
2015-07-26	Crossfire OR WUSC Celtic White G00	4	Kaoi Quest G00	1	2015 Oswego Nike Cup Silver U15	2.33	1.35
2015-07-25	Crossfire OR WUSC Celtic White G00	0	MVP Marauders Navy G00	1	2015 Oswego Nike Cup Silver U15	2.05	1.40
2015-07-25	Crossfire OR WUSC Celtic White G00	1	ETFC Sol Red G00	0	2015 Oswego Nike Cup Silver U15	1.41	0.72
2015-07-24	Crossfire OR WUSC Celtic White G00	3	Mustang Spirit G00	0	2015 Oswego Nike Cup Silver U15	1.34	0.24
2015-07-12	Crossfire OR WUSC Celtic White G00	0	Seattle United Tango G00	2	2015 Nike Crossfire Challenge Gold Group	0.73	2.04
2015-07-11	Crossfire OR WUSC Celtic White G00	1	Snohomish United Black G00	1	2015 Nike Crossfire Challenge Gold Group	1.61	0.63
2015-07-10	Crossfire OR WUSC Celtic White G00	2	WA Rush Nero G00	3	2015 Nike Crossfire Challenge Gold Group	0.89	1.06